

iOS Alert

Ivo Georgiev

George Emilov

Stephane Petrov

Vesselin Velichkov

Problem

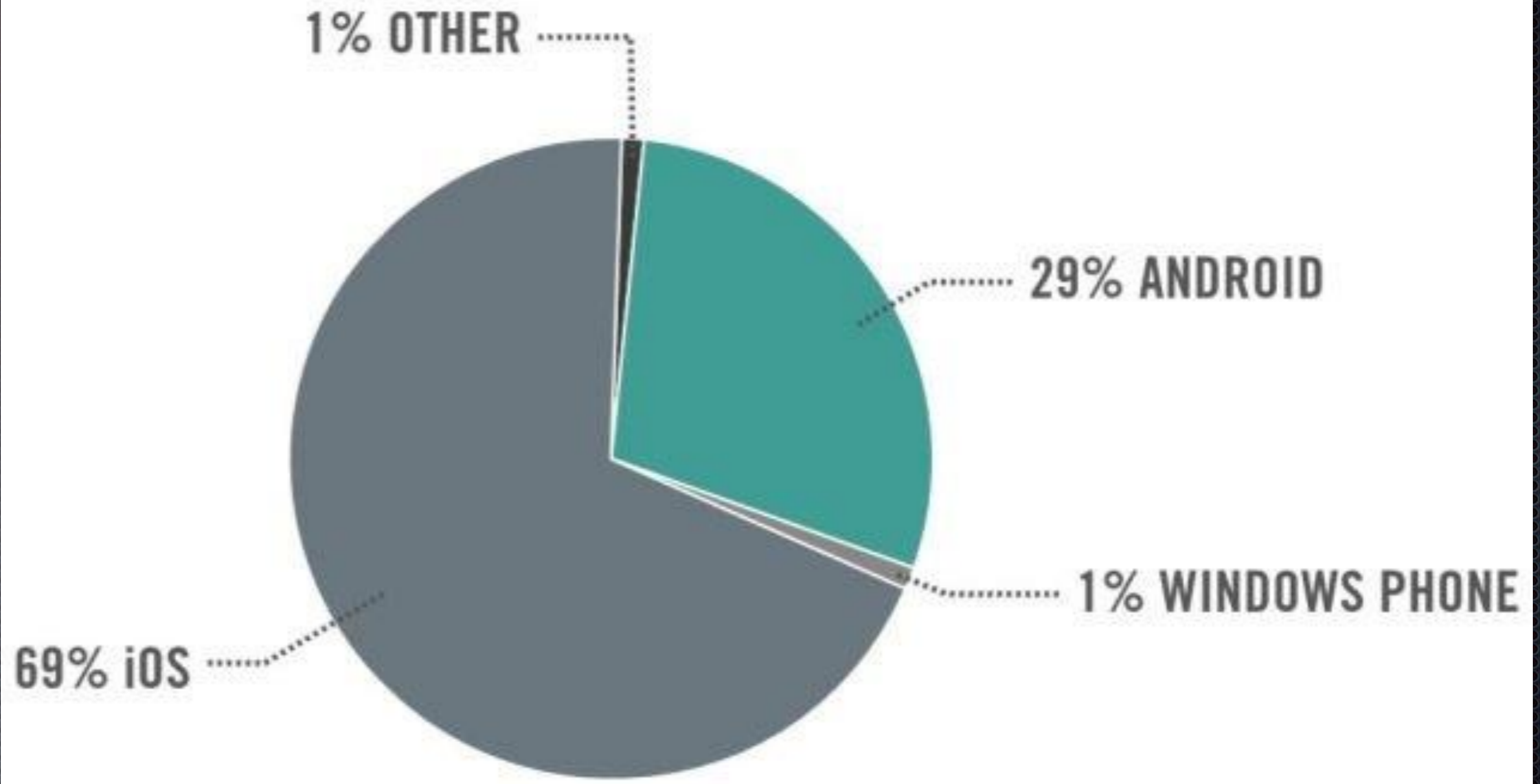
- Everyone has one or several email accounts
- Everyone receives too many emails every single day
- Everyone has to filter manually through this information

Problem

- Apple does not allow third party email clients on iOS to work in the background and receive real time push email
- Apple does not allow third party software to filter through email content received in real time by the built-in email client on iOS

Problem

- It is not possible to set conditions in the native Apple email client to filter and alert you for only important and urgent information received via email



Net Activation by Platform Q3 2014: July through September

Market

Enterprise smartphone OS activations - US
2014

Opportunity

- Third party developers are creating cloud hosted solutions to act as a middle man and filter the email information for subscribers and alert them for important events
- Third party developers are creating custom email clients to retrieve email and prioritizing the inbox to keep important information on top to the attention of the end user

Competition

- Cloud based hosted solutions to filter and alert on content
- Third party email clients for iOS, sorting and organizing the Inbox

iOSAlert Solution

- Combining the power of Microsoft Outlook based rules and filters with the real time push email of the native Apple iOS client to trigger important and urgent event alerts

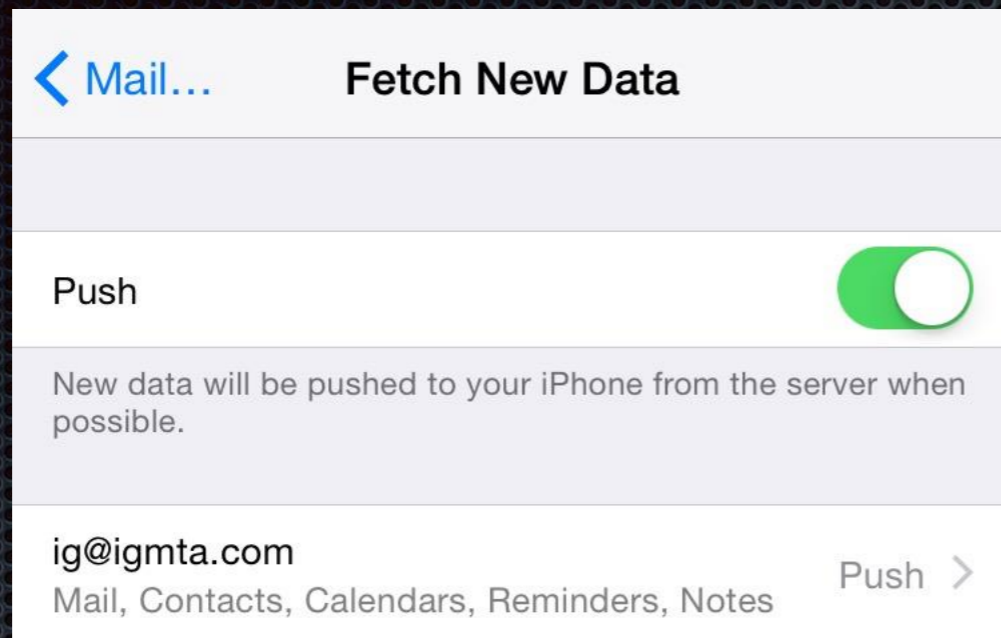
Easily define filters for important information and events from your email communications

The image displays three overlapping screenshots of the 'Rules Wizard' dialog box, illustrating the process of creating an email rule. Each window has a yellow title bar with a red close button.

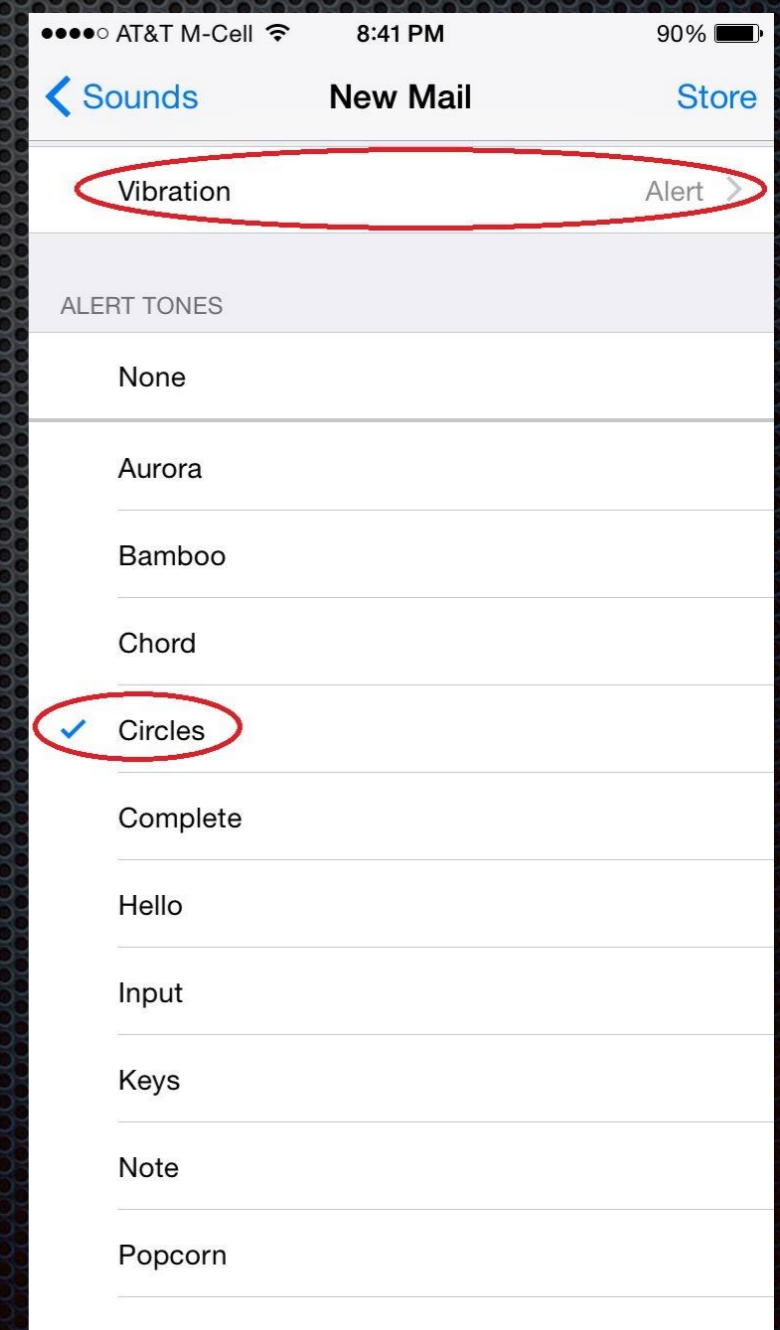
Top-left window: Shows the 'Which condition(s) do you want to check?' step. The first option, 'with specific words in the subject', is selected with a checkmark. Below the list, the rule description is: 'Apply this rule after the message arrives with AlertMe in the subject'.

Middle window: Shows the same 'Which condition(s) do you want to check?' step. The first option is now unchecked, and the second option, 'with specific words in the message body', is selected. The rule description remains the same.

Bottom-right window: Shows the 'Are there any exceptions?' step. The first option, 'except if from people or public group', is selected. The rule description is: 'Apply this rule after the message arrives with AlertMe in the subject'.



Configure sound alerts on your iOS device to notify you in real time when push email contains important or urgent information you need to know and act right away



Enterprise Solution

- Deployment of in-house messaging server appliance - secure and highly available alerting platform
- Intergration and consulting services
- Ongoing support



Personal Solution

- Hosted enterprise level personal mailbox with 5 GB mailbox storage and support for all major email clients and protocols
- Latest messaging technology for easy email access - anytime, anywhere, from any device
- iOS application to manage and modify your custom information events and alerts

